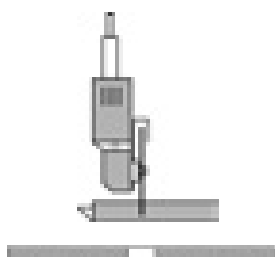




● **CUTTING and GRINDING DISCS**

Bibielle's cutting and grinding discs are suitable for applications on different types of material and for use on various machine tools. These discs offer high performances in terms of durability and speed of use combined with high aggressiveness and strength of the product itself.



● **MOUNTED POINTS**

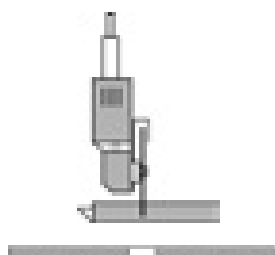


CW

thin cut-off discs for metals

Thin cut-off discs for metals. Grit A36S. Type 41 flat shape.



diam/th/hole			
115x1x22,2	13.300	50	CW0253 •
115x1,2x22,2	13.300	50	CW0200 •
115x1,6x22,2	13.300	50	CW0201 •
125x1x22,2	12.200	50	CW0254 •
125x1,2x22,2	12.200	50	CW0202 •
125x1,6x22,2	12.200	50	CW0203 •
230x2x22,2	6.600	25	CW0209 •

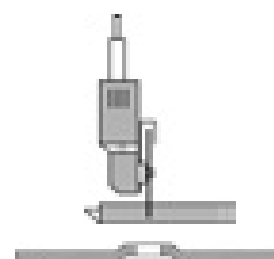


CW

thin cut-off discs for stainless steel

Thin cut-off discs for stainless steel. Grit A36N. Type 41 flat shape.



diam/th/hole			
115x1x22,2	13.300	50	CW0353 •
115x1,2x22,2	13.300	50	CW0300 •
115x1,6x22,2	13.300	50	CW0301 •
125x1x22,2	12.200	50	CW0354 •
125x1,2x22,2	12.200	50	CW0302 •
125x1,6x22,2	12.200	50	CW0303 •
230x2x22,2	6.600	25	CW0309 •

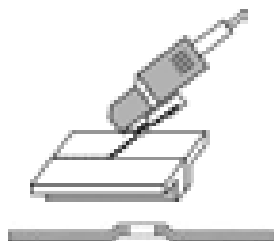


CW

depressed centre cut-off discs for metals

Cut-off discs for metal. Grit A30S. Type 42 depressed centre.

diam/th/hole			
115x3x22,2	13.300	50	CW0100 •
125x3x22,2	12.200	50	CW0105 •
180x3x22,2	8.500	25	CW0110 •
230x2x22,2	6.600	25	CW0130 •
230x3x22,2	6.600	25	CW0120 •

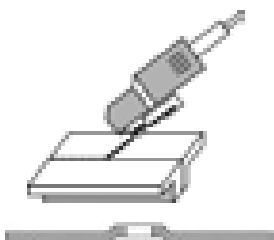


GW

grinding discs for metals

Grinding discs for metals. Grit A24N.
Type 27 depressed centre.

diam/th/hole			
115x6,5x22,2	13.300	50	GW1000 •
125x6,5x22,2	12.200	50	GW1005 •
180x6,5x22,2	8.500	25	GW1010 •
230x6,5x22,2	6.600	25	GW1020 •



GW

grinding discs for stainless steel

Grinding discs for stainless steel. Grit A30P.
Type 27 depressed centre.

diam/th/hole			
115x6,5x22,2	13.300	50	GW3000 •
125x6,5x22,2	12.200	50	GW3005 •
230x6,5x22,2	6.600	25	GW3020 •